



INSTRUCTION MANUAL

DESCRIPTION

Apple Carplay your best copilot, you can get directions, dial Call, send and receive messages and listen to music, just connect to the iPhone to go on the road. With Siri voice control, allowing you to use safely while focusing on driving Apple iPhone features.

Android Auto is your smart driving companion. With a simplified interface, large buttons, and powerful voice actions, Android Auto is designed to make it easier to use apps from your phone while you're on the road.

POWER PARAMETERS

◆ Input DC 5V = 1A Output DC 5V = 0.8A

APPLICATION SCOPE

- ◆ Support iPhone 5 and above systems, apply IOS 8 or more.
Support Android AUTO feature phones
- ◆ Supported Car Models
Android car audio system 4.0 and above

INSTALLATION INSTRUCTION

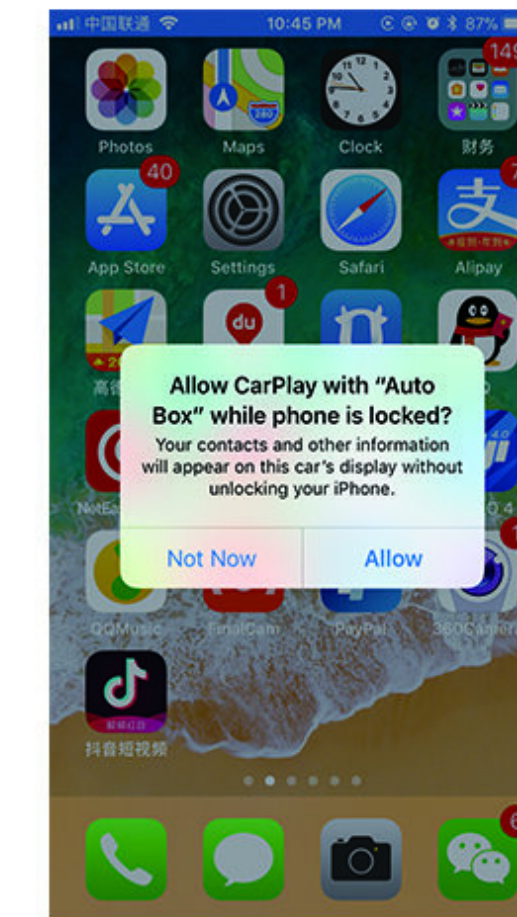
- ◆ Android navigation system:
 1. Navigation machine installation product APK and open
 2. Connect the product to the USB interface of the navigation host. The mobile phone is connected to the product interface through the data cable.
 3. The Siri system is compatible with the built-in MIC of the host computer. The use of the voice recognition setting in the host computer needs to be turned off.

1

iPhone

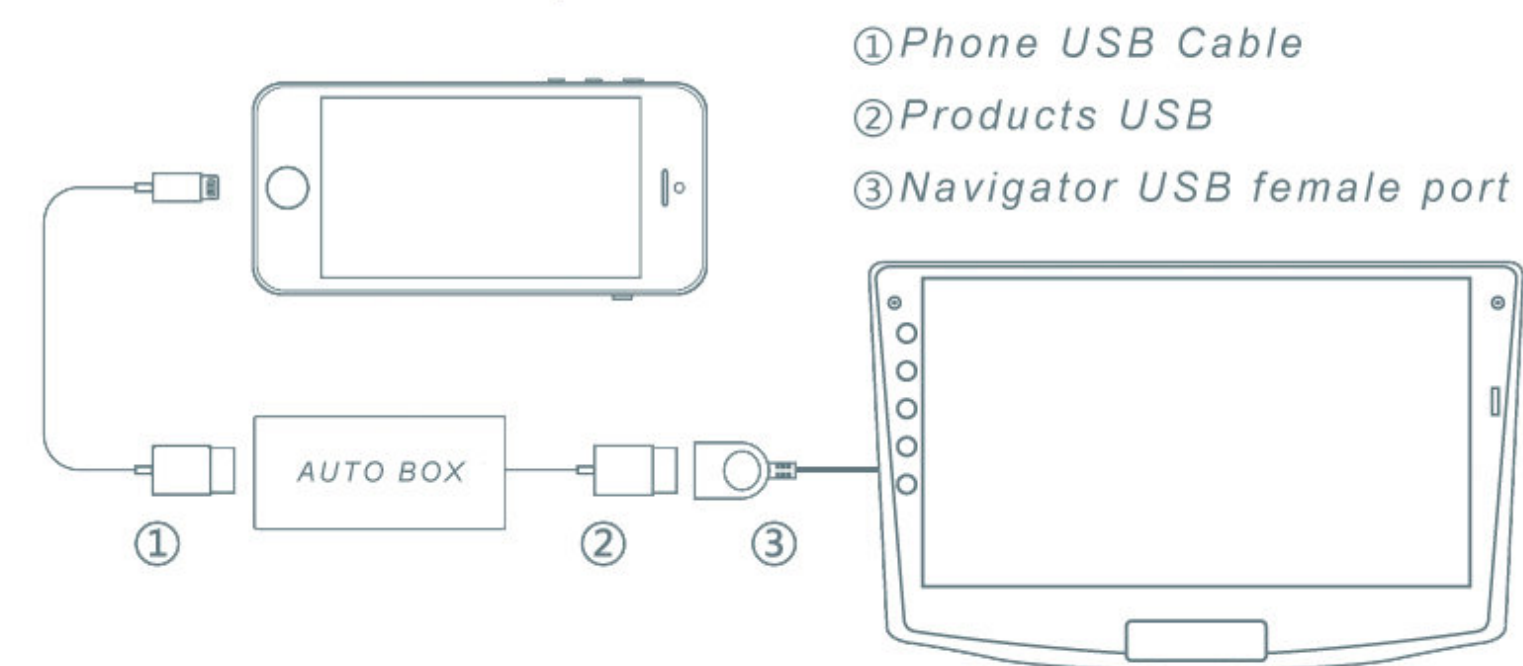
◆ iPhone

- Connect USB cable
- Click Allow lock screen can use



CONNECTION DIAGRAM

◆ iPhone/Android phone




2

Android Auto

◆ Android Auto

1. From the Google Play to download and install Android Auto
2. Check the Android AUTO operating environment
And Update Google services
3. Connect USB Cable



More: Carplay : <https://www.apple.com/ios/carplay/>

Android Auto: <https://www.android.com/auto/>

- ◆ Remark: Please use the original cell phone data connection, this is very important

Here may be mentioned other company's trademark, the picture may be different from the actual, please prevail in kind, product specifications are subject to change without notice.

Products subsidiary APP, product packaging acquire Download

3